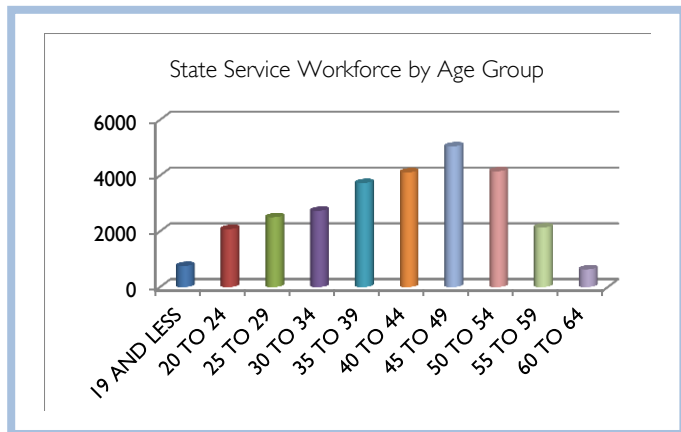


THE TASMANIAN STATE SERVICE WORKFORCE 2013 SNAPSHOT

The Tasmanian State Service is made up of 18 Agencies and Authorities and has a diverse workforce of 27,938 employees in June 2013 (paid headcount) compared to 27,451 in June 2012. Our paid full time equivalent numbers as at 31/3/2013 was 22,257.83 and casual employment was 2,654, a decrease of 30 from 2012.

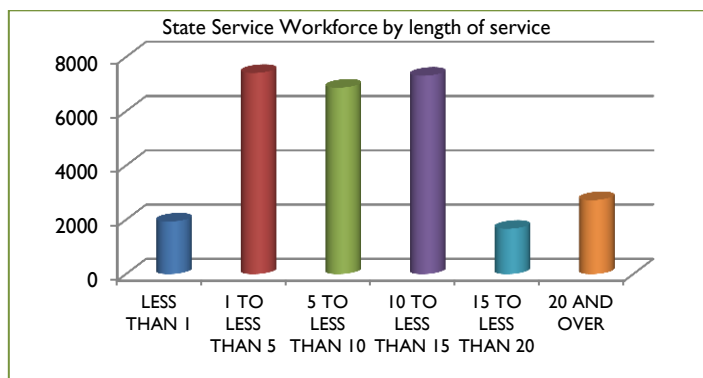


The average age of permanent employees is 46.64 years an increase of .06 years over the last two years. 10.25% of the workforce are under 30 years of age and 24.18% are over 55 years of age. 28.1% are in the 40 to 49 years age group.

The Department of Education is our largest Agency with over 10,000 employees representing 40.2% of the workforce and our smallest Agency is the Macquarie Point Development Corporation with 4 employees.

69.72% of the workforce are female, an increase of 0.45% in the past year. Our ability to provide part-time employment continues to increase with 47.23% of employees working part-time (an increase of 1.21% from 2012 and 4.25% from 2009).

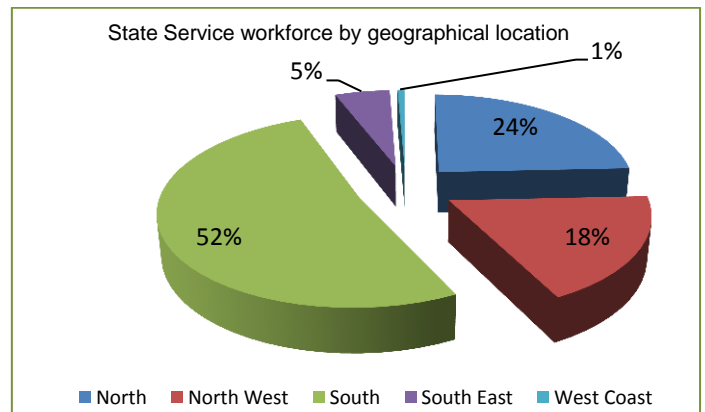
Permanent employees account for 85% of the workforce, fixed-term employees represent 14% and the Senior Executive Service group represents 1% of the State Service.



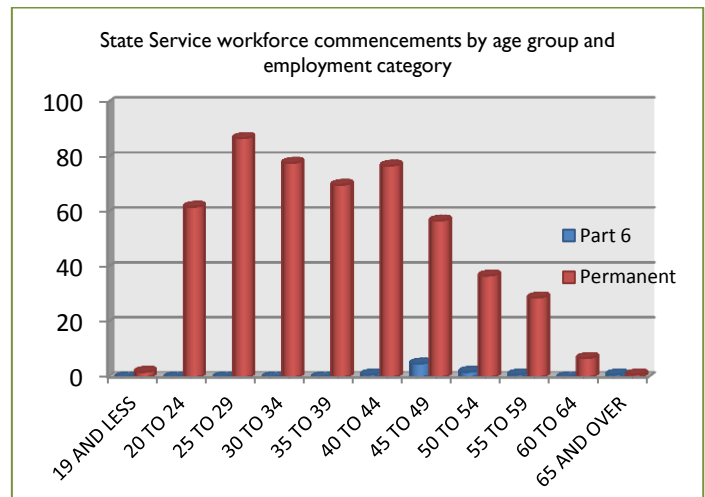
The average service length for permanent employees is 10.18 years

and there has been an increase in service lengths of employees with less than 10 years of service which reflects changes in the service length which was 12 years in 2012.

Our workforce is represented in all regional areas across the state. In 2011 42.56% of employees worked in the west and north of the state. This increased to 42.98% in 2012 and to 43.22% in 2013.



The number of new people entering the State Service during the past year are represented in the chart below and shows that people across all age groups have commenced in the period as permanent employees or officers (Part 6).



29.21% of new employees were under 30 years of age. 36.56% of people starting their State Service employment in the period were male and 63.44% were female.

State Service Management Office
Department of Premier and Cabinet
<http://www.dpac.tas.gov.au/divisions/ssmo>